

TO-92-Bipolar-molded-wide

TO-92-Bipolar-molded-wide-BCE



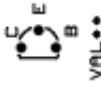
TO-92-Bipolar-molded-wide-BEC



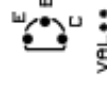
TO-92-Bipolar-molded-wide-CBE



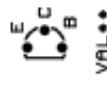
TO-92-Bipolar-molded-wide-CEB



TO-92-Bipolar-molded-wide-EBC



TO-92-Bipolar-molded-wide-ECB



This are TO-92 Footprints with molded (triangular) pad pattern.
Pin distance is 2,54mm (wide).

Drill diameter is 0,8mm, pad diameter is 1,5mm
Different pad names (BCE) for bipolar Transistors.

Bernd Wiebus, Uedem/Germany, 09.Feb.2010

GPL / NO WARRANTY!

File: TO92-Bipolar-molded-wide.brd

Sheet: 1/1

Title:

Size: A4 Date: 10 Feb 2010 Rev:

KiCad: E.O.A. PCBnew (20090216-Final) [d: 1/1